

Access XL V

Extra large, ceiling-recessed electric screen



SUBMITTAL TECHNICAL INFO

Please check all appropriate selections and attach room schedule with verified dimensions.

Specifications

QUANTITY: _____ **SIZE:** _____ h. x _____ w.

HOUSING: Case back, top, and front constructed of steel. Endcaps are steel. Bottom panel forms slot for passage of surface, easily removable for access. If mounted in ceiling, housing includes bottom flange for trim around edges of ceiling opening.

ROLLER/FABRIC ASSEMBLY: Installed in case at factory. Brackets supporting roller/fabric assembly to slide in track inside top of case, allowing surface to be centered in case. Roller of 5" (12.7cm) dia. metal.

VIEWING SURFACE: with black masking borders. Each side of surface has a tab-guide cable system for even lateral tension and flat surface. Bottom of surface supported and masked by black extruded aluminum dowel weighted to apply proper vertical tension. Top of viewing surface masked by 12" (30cm) black drop. Viewing surface flame and mildew resistant. Matt White XT1000V and Grey XH600V viewing surfaces are certified to GREENGUARD standards for low chemical emissions into indoor air during product usage. U.S. and Canada. For more information, visit ul.com/gg.

MOTOR: 110-120V AC, 60 Hz. 4-wire motor mounted inside roller, max 2.3 Amp current draw, instantly reversible, lifetime lubricated, with internal thermal overload protector and electric brake, standard motor with preset accessible switches. Housing features internal junction box, allowing it to be installed and wired to building supply wires at an early stage of construction. Junction box has plug-in style connector, accepting the mating half of the connector from the motorized roller/fabric assembly.

CONTROLS: 3-position control switch (or switches—specify number) to stop or reverse surface at any point. Switch(es) furnished with cover plate.

MOUNTING METHODS: Case may be mounted to ceiling with 3/8" (9.5mm) threaded rod, or to wall with appropriate fasteners for the given wall construction.

MOUNTING BRACKETS: Slide in 18" (45.7cm) long channels on top of case, allowing brackets to be moved to avoid interference with conflicting building structures. Brackets must be locked in position by tightening screws. In typical ceiling installations, mounting brackets may be angled to meet installation requirements.

PLENUM RATED CASE (UL APPROVED "SUITABLE FOR USE IN ENVIRONMENTAL AIR SPACE").
SPECIFICATIONS SUBJECT TO CHANGE WITHOUT NOTICE.

DOWNLOADABLE 3-PART SPECIFICATIONS: available at www.draperinc.com

Please note: Dimensions of rollers, operators, and hardware at manufacturer's discretion.



Select Case Color:

- White (standard)
- Black (optional)

Select Motor Location:

- Left end (standard)
- Right end

Select Mounting Method

- Ceiling (Standard)
- Wall (Optional)

Optional Mounting Accessories:

- Additional set of Ceiling Mounting Brackets for ALTERNATE mounting. (see page 2)
- Set of Wall Mounting Brackets for WALL mounting (Sold Separately see page 2)

Optional Accessories

- Extra Drop
 - Black (standard)
 - Same color as viewing surface
 - Length of Total Drop: _____

Please Note: Extra drop increases case and dowel length. Specify at time of order and contact Draper if dimension is critical.

Select Viewing Surface:

OptiFlex (Tensioned Screen Surface)

- Matt White XT1000VB (1.0 gain) (GREENGUARD Gold Certified)
- Matt White XT1000V (1.0 gain) (GREENGUARD Gold Certified)
- Grey XH600V (0.6 gain) (GREENGUARD Gold Certified)
- Pure White XT1300V (1.3 gain)

CineFlex (Rear/Dual Projection)

- CineFlex CH1200V (1.2 gain)
- CineFlex White XT700V (0.7 gain)
- Other: _____

TECVISION® Premium Optical Surface

- XH700X Grey (0.7 gain) Certified
- XH800X ALR (0.8 gain) Certified
- XH900X ALR (0.9 gain) Certified
- MS1000X ALR (1.0 gain) Certified
- CS1000X ALR (1.0 gain) Certified
- CS1200X ALR (1.2 gain) Certified
- XT1000X White (1.0 gain) Certified
- XT1100X White (1.1 gain) Certified
- XT1300X White (1.2 gain) Certified
- XT1600X White (1.6 gain) Certified
- XT1800X White (1.8 gain) Certified
- XH700X Grey NanoPerf (0.7 gain) Certified
- XH900X ALR NanoPerf (0.9 gain) Certified
- MS1000X ALR NanoPerf (1.0 gain) Certified
- XT1000X White NanoPerf (1.0 gain) Certified
- XT1100X White NanoPerf (1.1 gain) Certified
- XT1300X White NanoPerf (1.3 gain) Certified
- XT1600X White NanoPerf (1.6 gain) Certified
- XT1800X White NanoPerf (1.8 gain) Certified
- CS1000X ALR NanoPerf (1.0 gain) Certified
- CS1200X ALR NanoPerf (1.2 gain) Certified

See Pages 2 & 3 for Motors and Controls and Standard Dimensions and Data



Draper, Inc. | 411 S. Pearl St. Spiceland, IN 47385
draperinc.com | 765.987.7999 | 800.238.7999

© 2021 All Rights Reserved | FORM: AccessXLV_Sub21-R2

PROJECT: _____

ARCHITECT: _____

CONTRACTOR: _____

SUPPLIER: _____

DATE: _____ REVISED: _____

Select Motor and Controls:

Standard Voltage Motor and Control Options:

- 110-120V AC (*standard*)

Please Note: This motor comes with one 110V-120V AC 3-position wall switch (silver wall plate with black rocker).

- Substitute white switch(es) for silver wall plate with black rocker
- Optional Key Operated Switch
 - Power Supply Key Switch (*on-off*)
 - 3-Position Key Control
 - 3-Position Switch with Hinged Key-Locking Coverplate

Low-Voltage Control Options:

- Internal LVC-IV (*Low-Voltage Control Module*)
- External LVC-IV (*Low-Voltage Control Module*)
- Motor with Internal Low-Voltage Controller

Please Note: Select Control Options for Low-Voltage from below.

- 24 Volt 3-Button Switch Number of 24V switches: _____
- Radio Frequency Remote Control (*only with 24V*)
- Infrared Remote Control (*only with 24V*)
- Optional Key Operated Switch
 - Power Supply Key Switch (*on-off*)
 - 3-Position Switch with Hinged Key-Locking Coverplate

Dimensions and Data

16:10 Format

Nominal Diagonal	Image Area	Case Length ¹	Dowel Length	Net Wt. (lbs.)	Qty.
255"	135" x 216"	246 ⁵ / ₈ "	234 ¹ / ₄ "	290	

HDTV Format (16:9)

Nominal Diagonal	Image Area	Case Length ¹	Dowel Length	Net Wt. (lbs.)	Qty.
248"	121 ¹ / ₂ " x 216"	244 ⁷ / ₈ "	232 ¹ / ₂ "	285	

NTSC Video Format (4:3)

Nominal Diagonal	Image Area	Case Length ¹	Dowel Length	Net Wt. (lbs.)	Qty.
250"	148" x 198"	228 ⁵ / ₈ "	216 ¹ / ₄ "	272	
270"	162" x 216"	248 ⁵ / ₈ "	236 ¹ / ₄ "	295	

Audio Visual Format

Size (H x W)	Case Length ¹	Dowel Length	Net Wt. (lbs.)	Qty.
16' x 16'	229"	216 ⁵ / ₈ "	279	
13'6" x 18'	248 ⁵ / ₈ "	236 ¹ / ₄ "	295	
18' x 18'	254 ⁷ / ₈ "	242 ¹ / ₂ "	311	

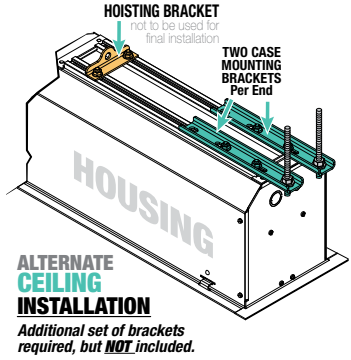
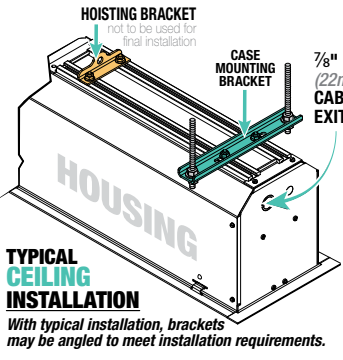
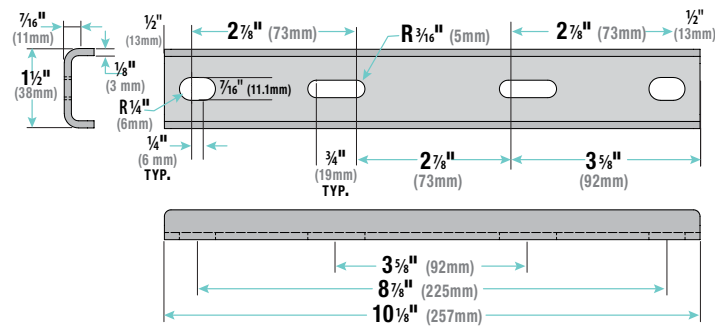
Custom Size

--	--	--	--	--	--

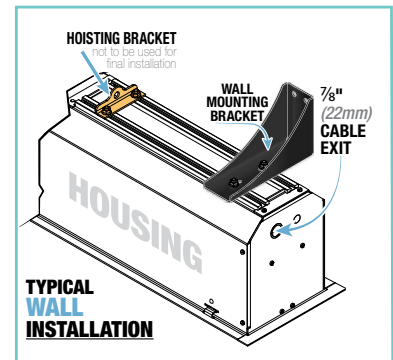
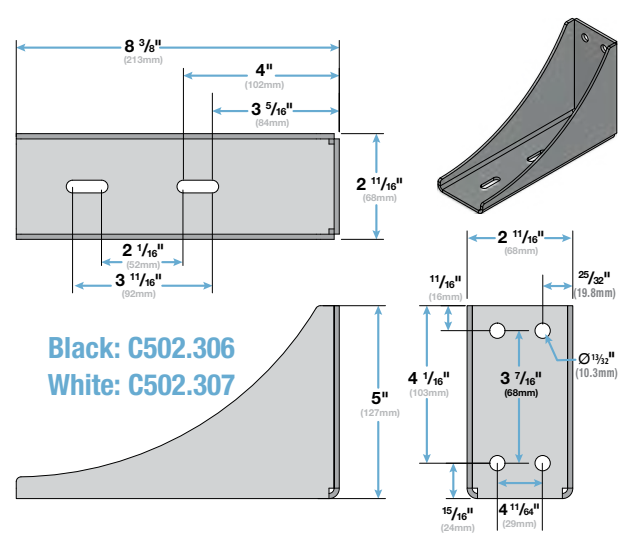
Extra drop will increase case and dowel length.
Specify at time of order and contact Draper if this dimension is critical.

¹ Includes ³/₄" (19 mm) flange on each end of case.
Subtract 1 ¹/₄" (32 mm) for rough ceiling cutout size.

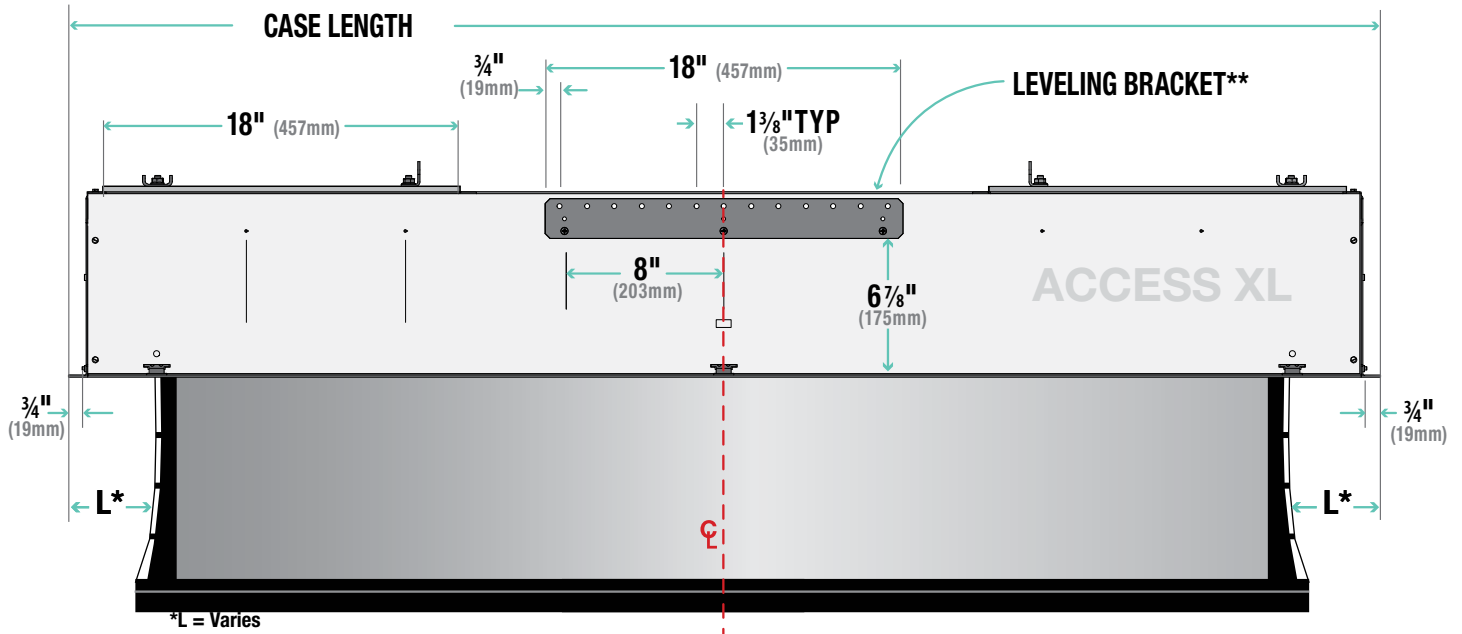
Ceiling Mounting Bracket Dimensions



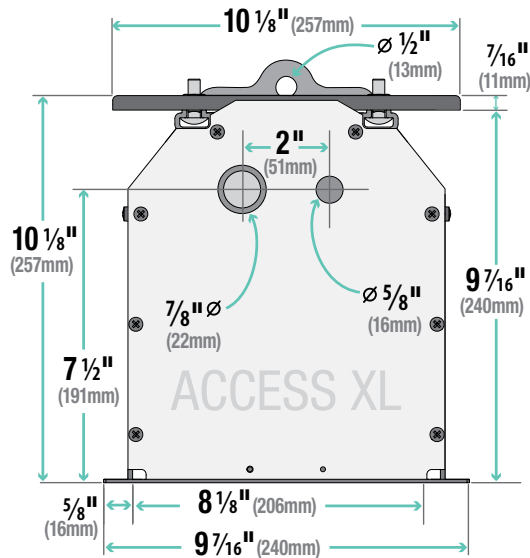
Wall Mounting Bracket Dimensions (Sold Separately)



Case Dimensions and Methods of Installation



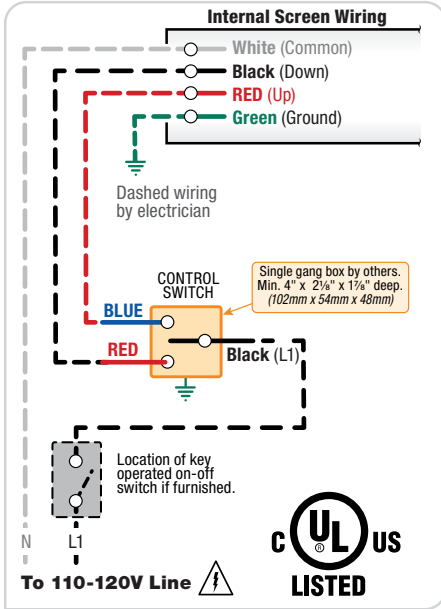
- For minimum length of ceiling cutout: subtract 1 1/4" (32mm) from case length (measured from outer edge of flanges).
- For minimum width of cutout (front to back): see case width dimensions below.
- **Leveling bracket is used to level the case and should NOT be used to support the weight of the unit.
- The leveling bracket is screwed to the side of the case. Hardware used for leveling provided by others.
- There are several knock-outs in the screen housing to allow the Leveling Bracket to be adjusted laterally up to 16" (40.6cm) in either direction.



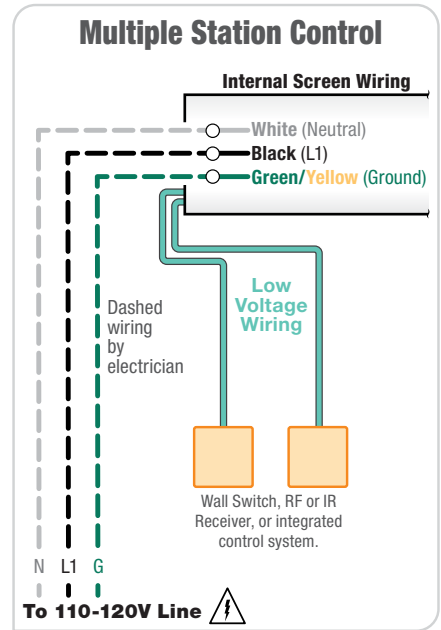
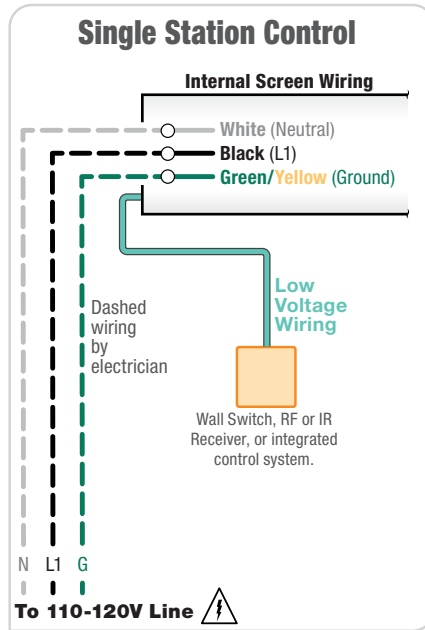
Standard Motor Wiring is on the AUDIENCE LEFT END of Screen Case.

Wiring Diagrams

110-120V Motor and Quiet Motor Single Station Control



110-120V Motor and Quiet Motor (Internal Low-Voltage Controller)



Wiring External LVC-IV to Motor

